

---

MODEL NUMBER H3-1062

ITEM NO.	PART DESCRIPTION	PART NUMBER	QUAN.
1	TRIPOD HEAD	3116-0000	1
2	PIN ASSEMBLY	1160-0000	3
3	EYE BOLT 1-8NC X 14 LG.	1323-0000	1
4	HEX. NUT 1-8NC	54-0010	2
5	FLAT WASHER	56-0210	1
6	SWIVEL WASHER	3117-0000	1
7	TRIPOD LEG ASSEMBLY	1650-0060T10	3
8	TRIPOD UPPER LEG	1651-0060T10	3
9	ROLL PIN 5/32 X 3/4 LG.	61-0300	3
10	LOAD PIN	3016-0000	3
11	EXTENSION SPRING	1017-0000	6
12	TRIPOD LOWER LEG	1652-0060	3
13	TRIPOD FOOT	3118X	3
14	PIN TRIPOD FOOT	2853-0000	3
15	KEY RING 2 1/4 DIA.	82-0030	3
16	SAFETY STOP ASSEMBLY	3112-0001	3
17	LASHING CABLE ASSEMBLY 23'9" LG.	3348-0024	1
18	WIRE ROPE CLIP	71-0100	2

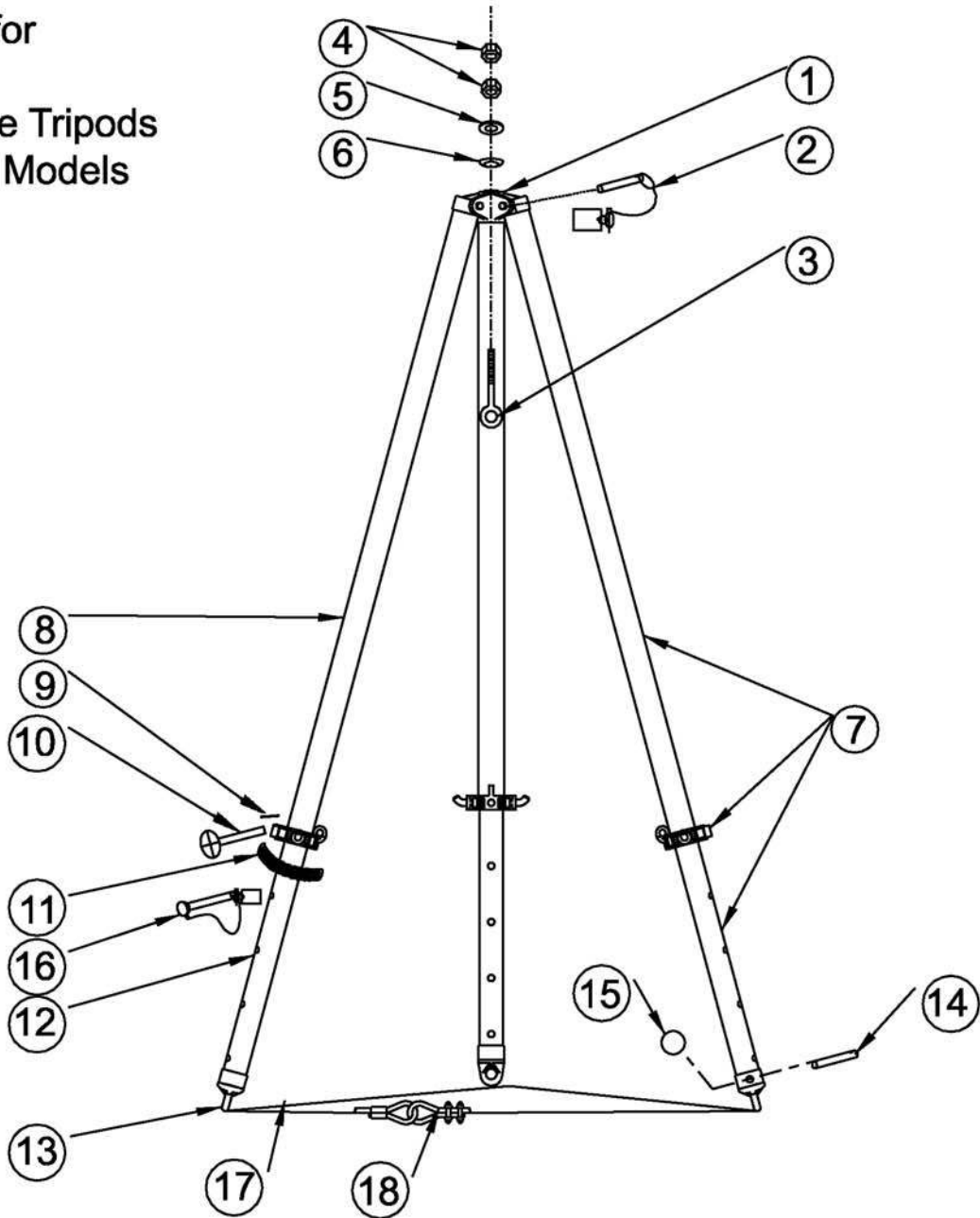
\*\*\*\*\*OPTIONAL ACCESSORIES\*\*\*\*\*

19	TRIPOD RUBBER BASE PAD	3045-0001	3
20	PIN TRIPOD RUBBER BASE PAD	1459-0000	3
21	KLIK PIN - 1/4 DIA.	81-0010	3
22	COTTER PIN 1/4 X 1-1/4 LG.	60-0070	3
23	TRIPOD SPIKE BASE	2934 H	3
24	MUD BASE PLATE	1097-0000	3

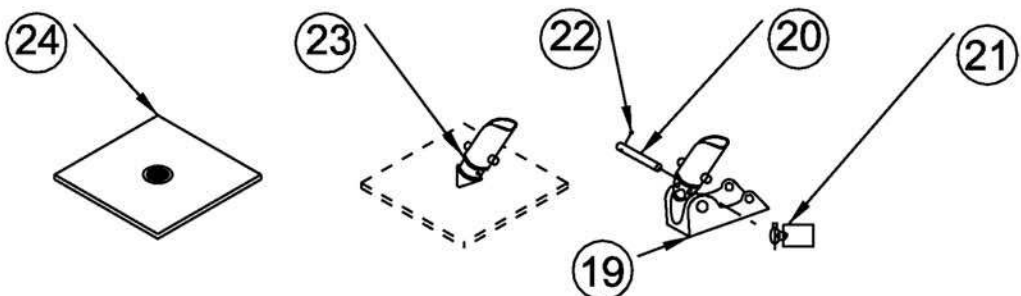
When Ordering Tripod Parts, Specify Model Number, Capacity,  
Part Number and Description

Parts Location  
Drawing for

Adjustable Tripods  
3- Series Models

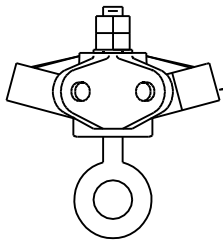


Optional Accessories

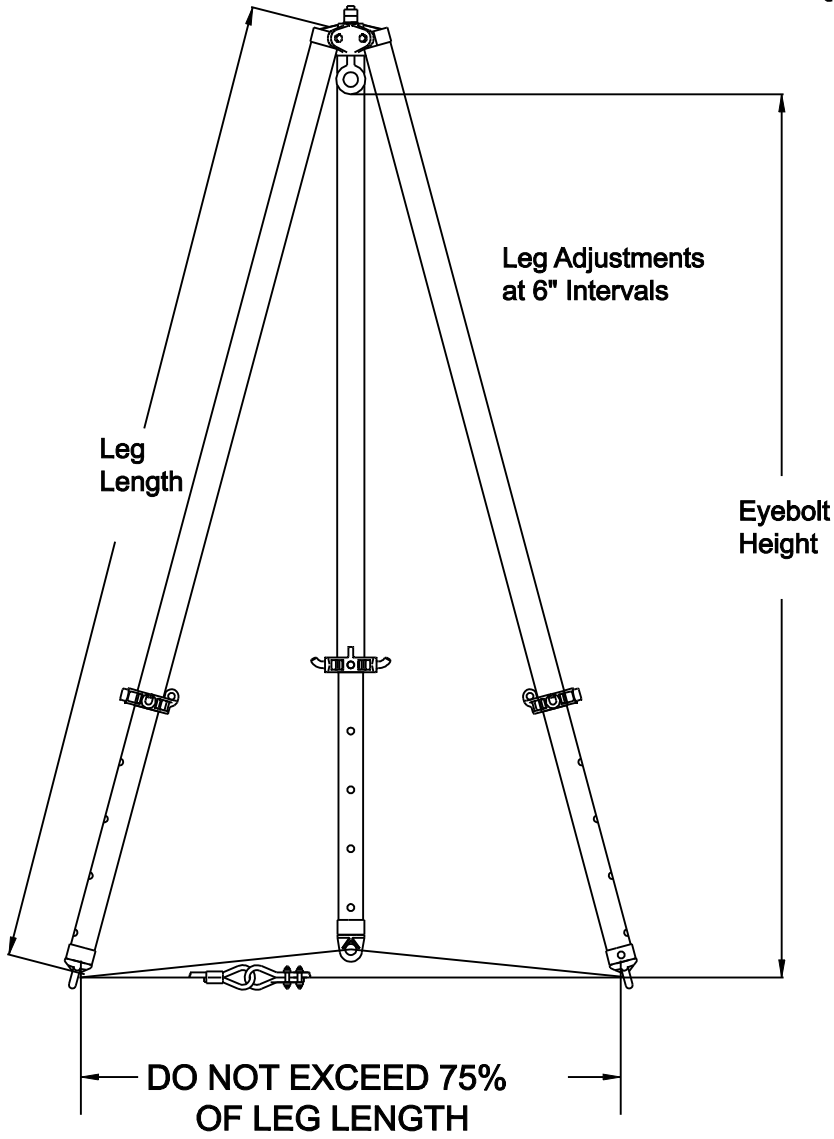


**NOTE: The Lashing Kit provided with the Tripod must be used.**

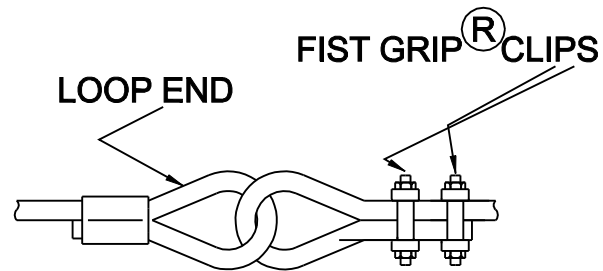
The Lashing Cable is installed through the holes in the Tripod foot or rubber base pad. The free end is then put through the loop end of the cable and terminated as shown using the two Fist Grip Clips to complete the assembly. Torque bolts to 30 ft/lbs.



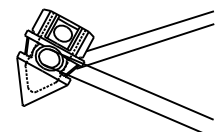
Detail of head.  
Nut is shown on top,  
Hemispherical washer is  
below the nut, curved side down.



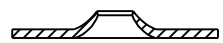
**LASHING CABLE ASSEMBLY**



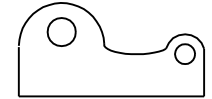
**OPTIONAL ACCESSORIES**



**SPIKE BASE  
KIT NO 676**



**MUD BASE PLATE  
KIT NO. 1097**



**RUBBER BASE PAD  
KIT NO 675**

UNLESS OTHERWISE SPECIFIED DIMENSIONS ARE IN INCHES TOLERANCES ON				<b>Wallace Products Corp.</b> FRAZER, PENNSYLVANIA			
FRACTION ±1/64"		DECIMAL ±0.000"		TITLE <b>TRIPOD INSTRUCTIONS</b>			
DRAWN BY	DATE	SCALE	WT.	DWG C SIZE	DRAWING NO.	REV.	
CHECKER		NTS					
APPROVAL							

NEXT ASSY	SYMBOL	DESCRIPTION	DATE	INT.
		REVISIONS		